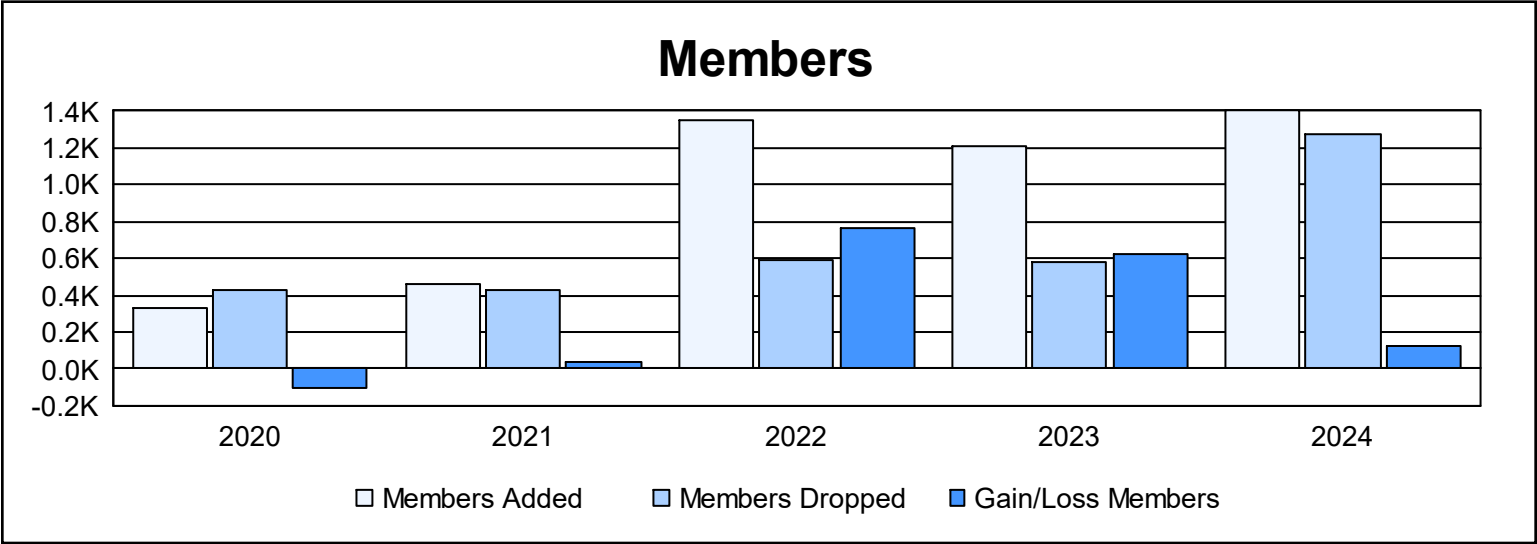
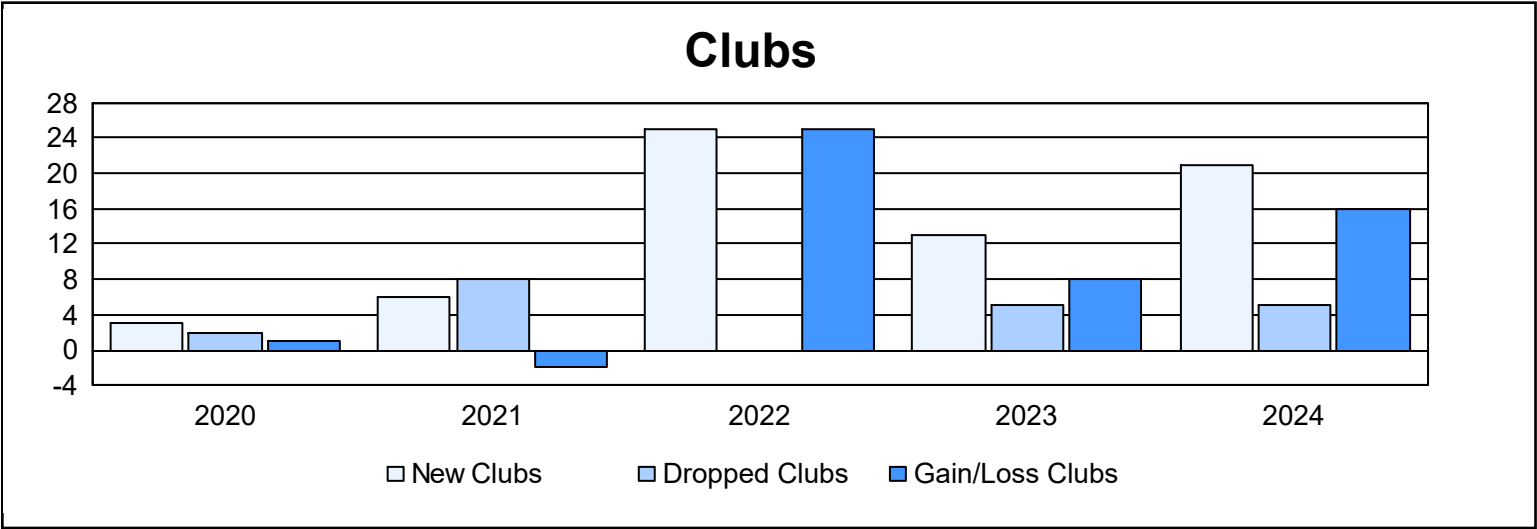
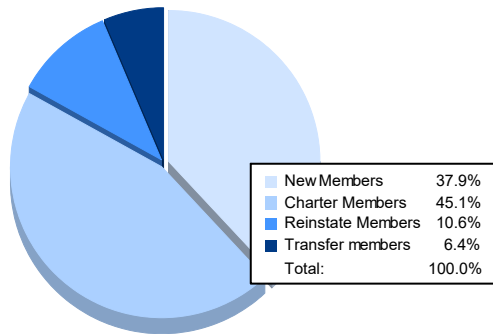


Year	New Clubs	Dropped Clubs	Gain/ Loss Clubs	New Members	Charter Members	Reinstate Members	Transfer Members	Total Member Added	Total Members Dropped	Gain/ Loss Members
2019-2020	3	2	1	212	80	33	3	328	429	-101
2020-2021	6	8	-2	265	154	33	10	462	425	37
2021-2022	25	0	25	683	609	53	9	1,354	588	766
2022-2023	13	5	8	618	517	61	10	1,206	584	622
2023-2024	21	5	16	531	632	148	89	1,400	1,273	127
Average	14	4	10	462	398	66	24	950	660	290



### Membership Composition June 2024 Cumulative



### Gender Composition June 2024 Cumulative

